

# Registration Guide

 IdentityForce.  
A TransUnion® Brand



# Create Your Online Account

## Getting Started

Just a few simple steps and you'll have comprehensive identity management and fraud protection from IdentityForce, a TransUnion brand.

Congratulations. You're ready to enjoy the benefits –and peace of mind – that IdentityForce provides.

IdentityForce is comprehensive identity security at your fingertips. This easy-to-use portal will help you:



### Monitor

**Monitor** | Continuous monitoring of your identity, privacy and credit by using innovative and proactive identity theft protection technology. We detect illegal selling of your personal, financial and credit information, providing robust monitoring required in today's connected world.



### Alert

**Alert** | IdentityForce provides an early warning that your personal information is at risk. Our alerts are sent to your smartphone, tablet or computer, so you have the power to act before damage is done.



### Control

**Control** | When you want total identity control, count on IdentityForce. Understand your credit score and where or how your online information is being used. Protect your keystrokes, PIN numbers and credit card information.

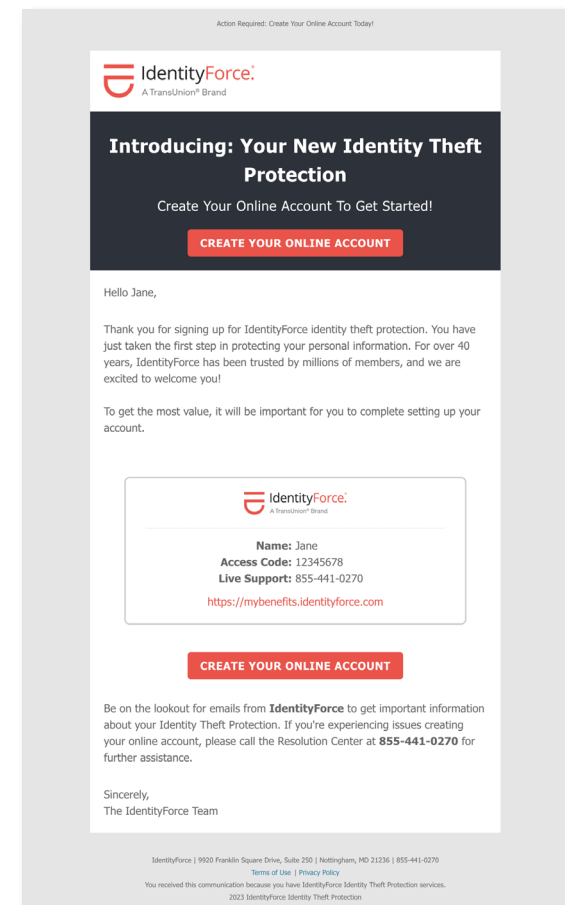


### Recover

**Recover** | Resolution Specialists offer comprehensive recovery services. We'll complete paperwork, make calls and handle every detail to restore your identity. And, you're covered by our nationwide \$1 million to \$2 million identity theft insurance policy. The amount of your insurance coverage varies depending on your specific IdentityForce membership plan.


## How to register your IdentityForce account

You'll receive an email from the IdentityForce team. Just click on the "Create Your Online Account" button to register and access valuable educational resources and our comprehensive set of products.



# IdentityForce Account Setup

You'll be asked to add in your contact information and agree to the Terms & Conditions:

 **Contact Information 1 of 2**


Complete each step by entering your information in the required fields.


**Primary Email**

**Full Name**

**Date of Birth**

**Country**

**Mobile Number** 

 **Contact Information 2 of 2**


Complete each step by entering your information in the required fields.

**Street**

**City**

**State**


**Zip Code**

 **Terms & Conditions**

In order to complete your registration you must agree to the terms and conditions.

By checking this box, I agree to be bound by the [Terms of Use](#) and [Privacy Notice](#).

Next, you will set up your password and security questions:

 **Password and Security Questions**

Update this frequently to keep your account secure

**Password**   
 Must be at least 8 characters  
 Must contain at least one upper case  
 Must contain at least one lower case  
 Must contain at least one number  
 Must contain at least one special character

**Confirm Password**

**Security Question 1**

**Answer**

**Security Question 2**


**Answer**

**Security Question 3**

**Answer**

[Previous](#) [Next](#)

Then you will be prompted to enable Two Factor Authentication to further secure your account:


 **Two Factor Authentication**

For your protection, we provide two-factor authentication as additional security for your account. We will send you an authentication code. Please select a delivery option to receive your code.

**Delivery Method**

[Previous](#) [Next](#)

To complete your account set up, click "Done":

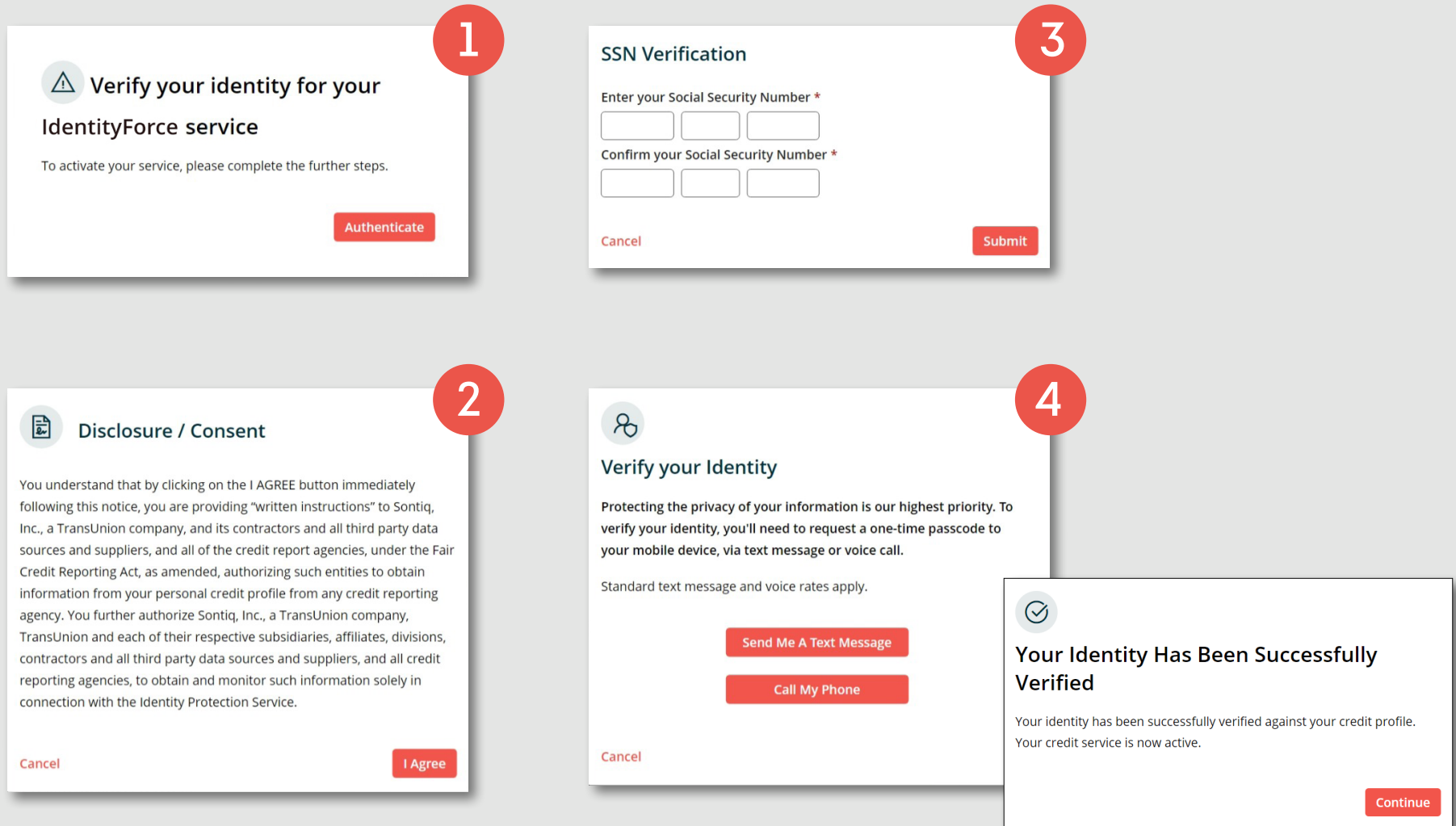
 **Complete Registration**

Click "Done" below to enter your account Dashboard. You can update or add information on your Dashboard or under Manage Account at any time.

[Previous](#) [Done](#)

# IdentityForce Account Setup

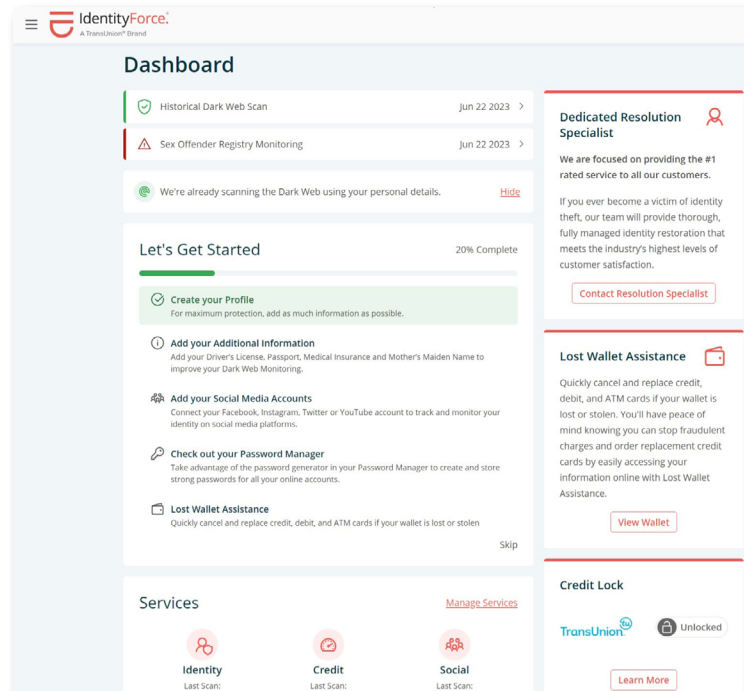
Once in your dashboard, members with credit monitoring will need to authenticate their credit in four easy steps:



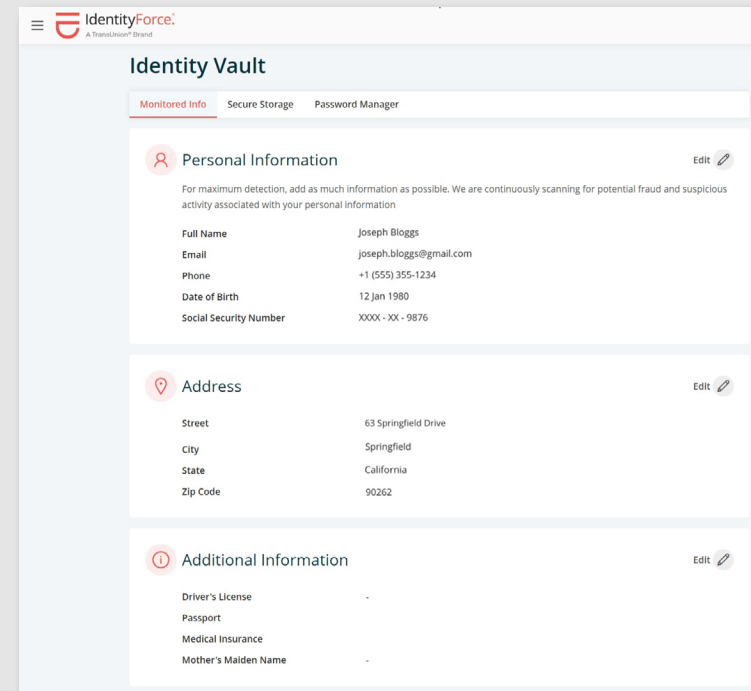
# Getting Started

Once in your IdentityForce account, follow our quick start guide to begin adding in your additional information, financial accounts and social media accounts.

You will also have one-click access to a dedicated resolution specialist and the ability to set up Lost Wallet Assistance:



In your Identity Vault, you can add in additional personal information, your address and other information you would like monitored, access to secure storage for images and documents and our Password Manager:

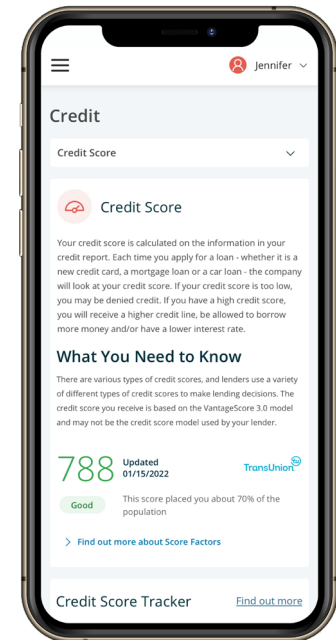
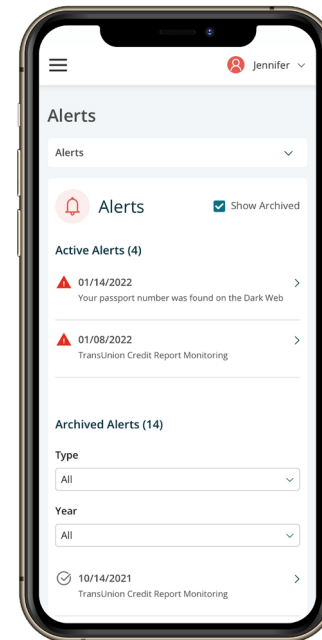
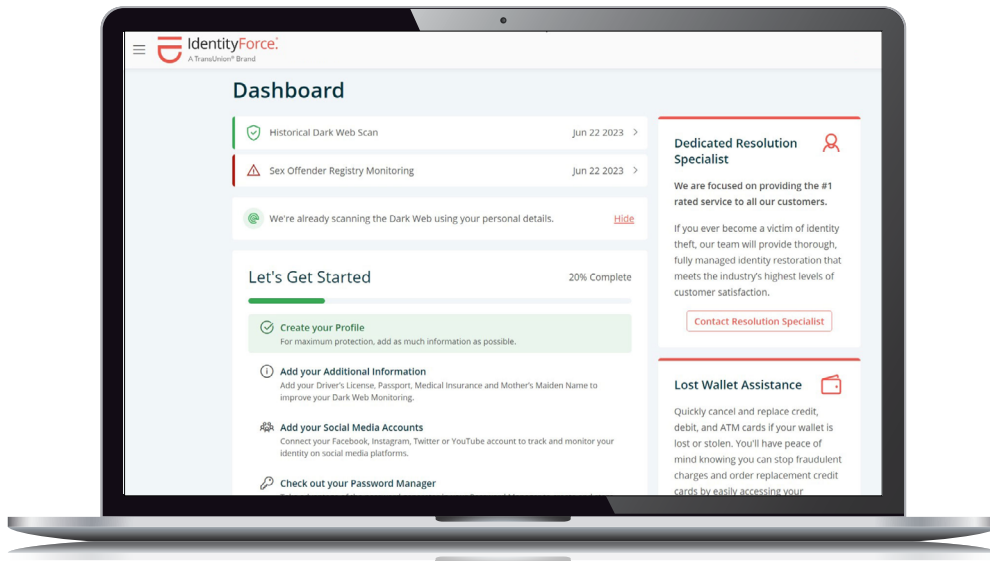


# Anywhere, Anytime Access

Access IdentityForce – anywhere, anytime – on your PC, smartphone or tablet with our MySontiq mobile application available for both Apple and Android devices<sup>2</sup>.

In addition to valuable tools and information, you'll have immediate access to our Resolution Center Support Team.

<sup>2</sup> Depending on your specific IdentityForce membership plan, inclusion of the mobile app or availability by platform may vary.



For more information, call 855-441-0270

Or visit [mybenefits.identityforce.com](https://mybenefits.identityforce.com)